

Signify Classified - Internal
Cooper Lighting Solutions Photometric Lab
1121 Highway 74 South
Peachtree City, GA 30269



Scaled data based on original data using
LM-79-08 Approved Method: Electrical and Photometric Measurements of Solid-
State Lighting Products

Test Report Prepared for
Cooper Lighting Solutions
(formerly Eaton)

Brand: STREETWORKS

Report Number: P867694

Luminaire Tested: **MEM2-HTN-SA-40-740-U-T4W**

Issue Date: 08/21/2024



Test Information

Test Method: LM-79-08
Report Number: P867694
Test Lab: INNOVATION CENTER(G3)
Issue Date: 08/21/2024
Manufacturer: COOPER LIGHTING SOLUTIONS (FORMERLY EATON)
Product Line: STREETWORKS
Catalog Number: MEM2-HTN-SA-40-740-U-T4W
Description: EPIC MODERN TALL HOUSING DISCRETE LED ARRAYS 40W 70CRI 4000K
FIXTURE w/ TYPE IV WIDE DISTRIBUTION OPTIC
Light Source: (10) 4000K CCT, 70 CRI LEDS
Ballast/Driver: ELECTRONIC DRIVER

Summary

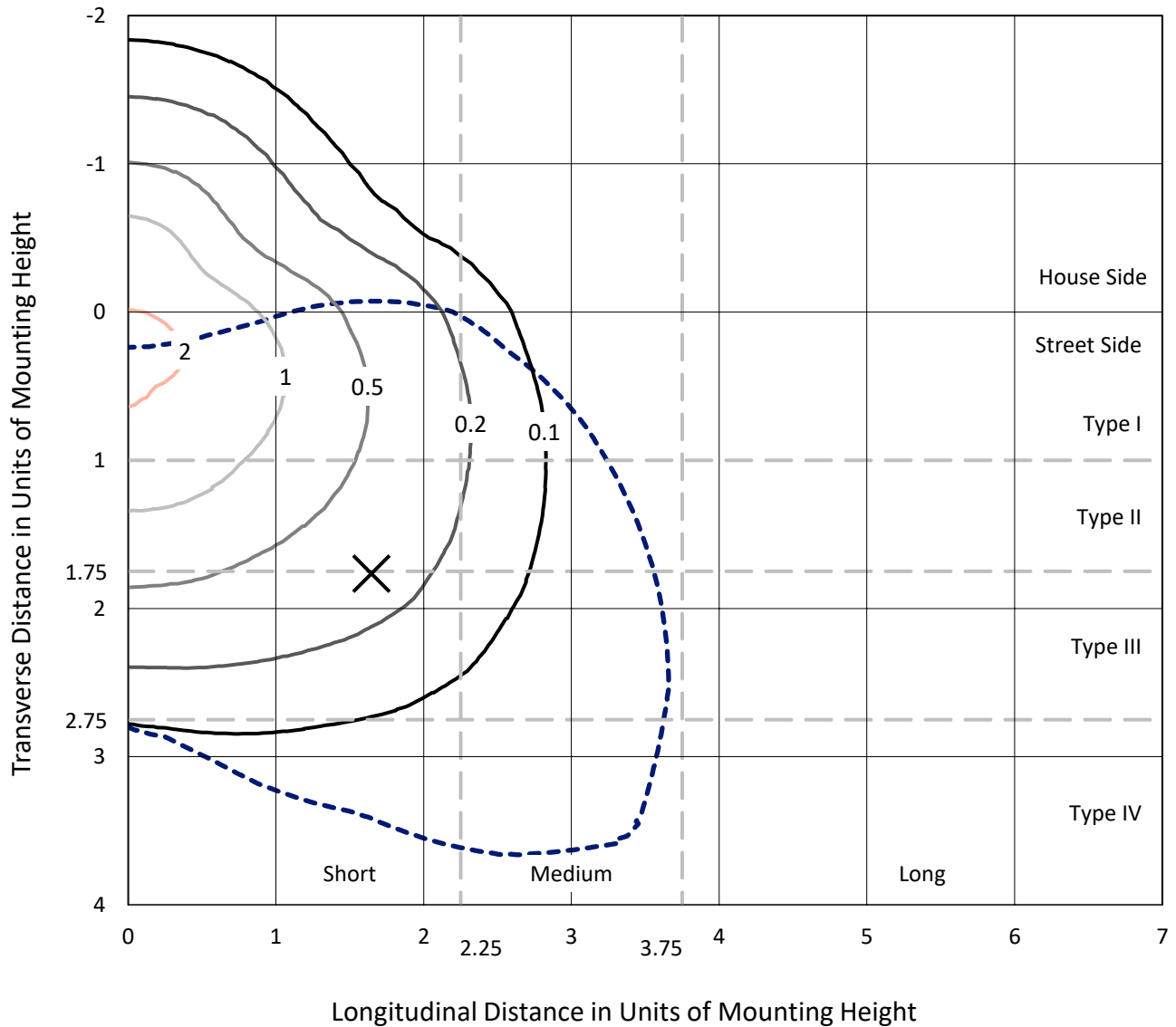
Lumens per Lamp: N/A
Luminaire Lumens: 4883.2 lumens
Efficiency: N/A
Efficacy: 148.9 lumens/watt
Luminous Opening: Rectangular (W 0.33' x L: 0.33' x H: 0')
IES Classification: Type IV - Short
BUG Rating: B1 - U0 - G1

Input Watts (W): 32.8
Input Voltage (V): 120
Input Current (A_{in}): NR
Voltage Rise (V): NR
Power Factor: 0.99
Total Harmonic Distortion (THDi): 9.76%
Frequency (hertz): 60
Stabilization Time: NR
Operation Time: NR
Ambient Temperature (°C): NR
Test Distance: 24 FT

REPORT NUMBER: P867694
 CATALOG NUMBER: MEM2-HTN-SA-40-740-U-T4W

Iso-Footcandle Lines of Horizontal Illumination

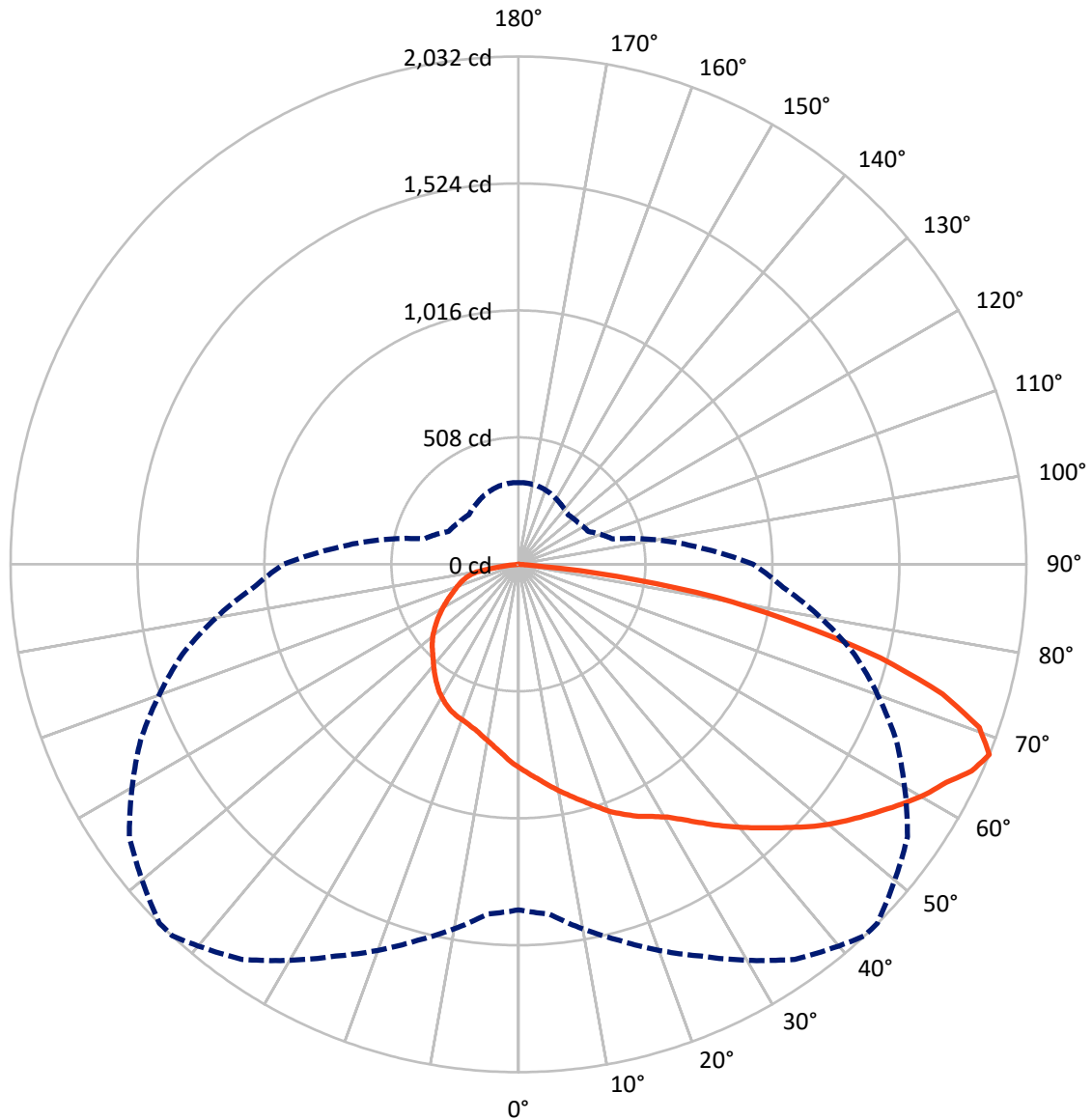
✕ Max cd
 - - - 1/2 Max cd



Based on 20 foot mounting height. Maximum calculated value = 2.3 fc
 Type IV - Short - N/A

REPORT NUMBER: P867694
CATALOG NUMBER: MEM2-HTN-SA-40-740-U-T4W

Luminous Intensity Polar Plot



— Vertical Plane Through 43-Deg Lateral - - - Horizontal Cone Through 67.5-Deg Vertical

REPORT NUMBER: P867694

CATALOG NUMBER: MEM2-HTN-SA-40-740-U-T4W

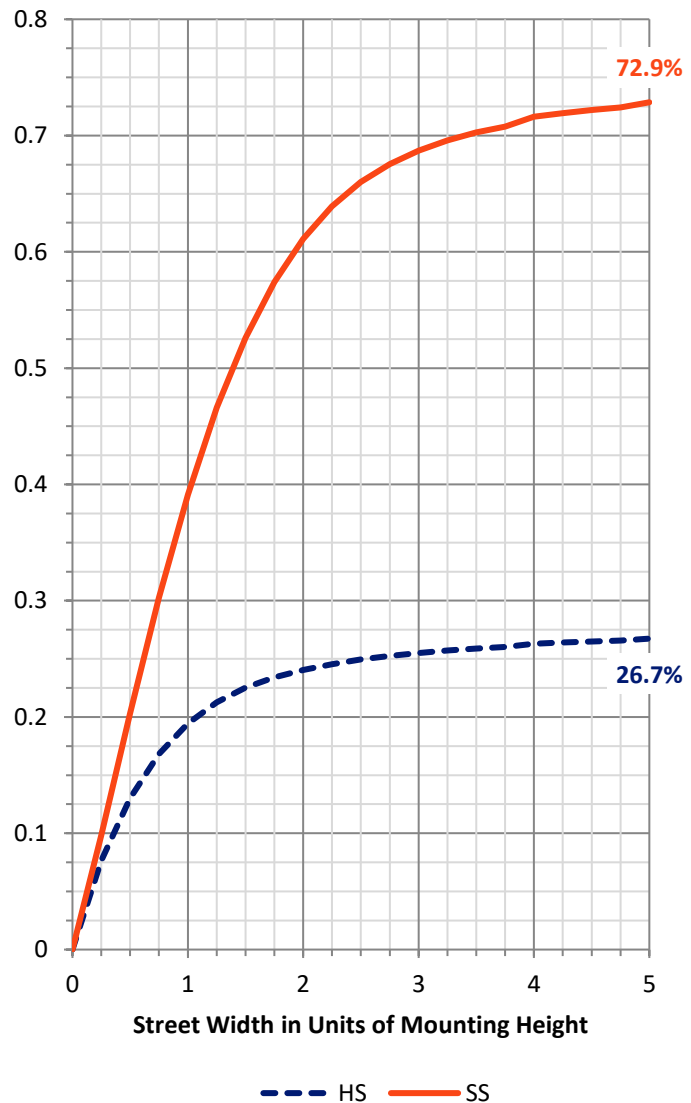
FLUX DISTRIBUTION:

		Downward	Upward	Total
House Side	Lumens	1313.6	0.0	1313.6
	% Fixture	26.9	0.0	26.9
Street Side	Lumens	3569.6	0.0	3569.6
	% Fixture	73.1	0.0	73.1
Total	Lumens	4883.2	0.0	4883.2
	% Fixture	100.0	0.0	100.0

Coefficient of Utilization

ZONAL LUMENS:

Zone	Lumens	% Fixture
0°-10°	78.0	1.6
10°-20°	238.2	4.9
20°-30°	406.5	8.3
30°-40°	592.8	12.1
40°-50°	796.4	16.3
50°-60°	974.9	20.0
60°-70°	1026.0	21.0
70°-80°	669.9	13.7
80°-90°	100.5	2.1
90°-100°	0.0	0.0
100°-110°	0.0	0.0
110°-120°	0.0	0.0
120°-130°	0.0	0.0
130°-140°	0.0	0.0
140°-150°	0.0	0.0
150°-160°	0.0	0.0
160°-170°	0.0	0.0
170°-180°	0.0	0.0
0°-90°	4883.2	100.0
0°-180°	4883.2	100.0



REPORT NUMBER: P867694

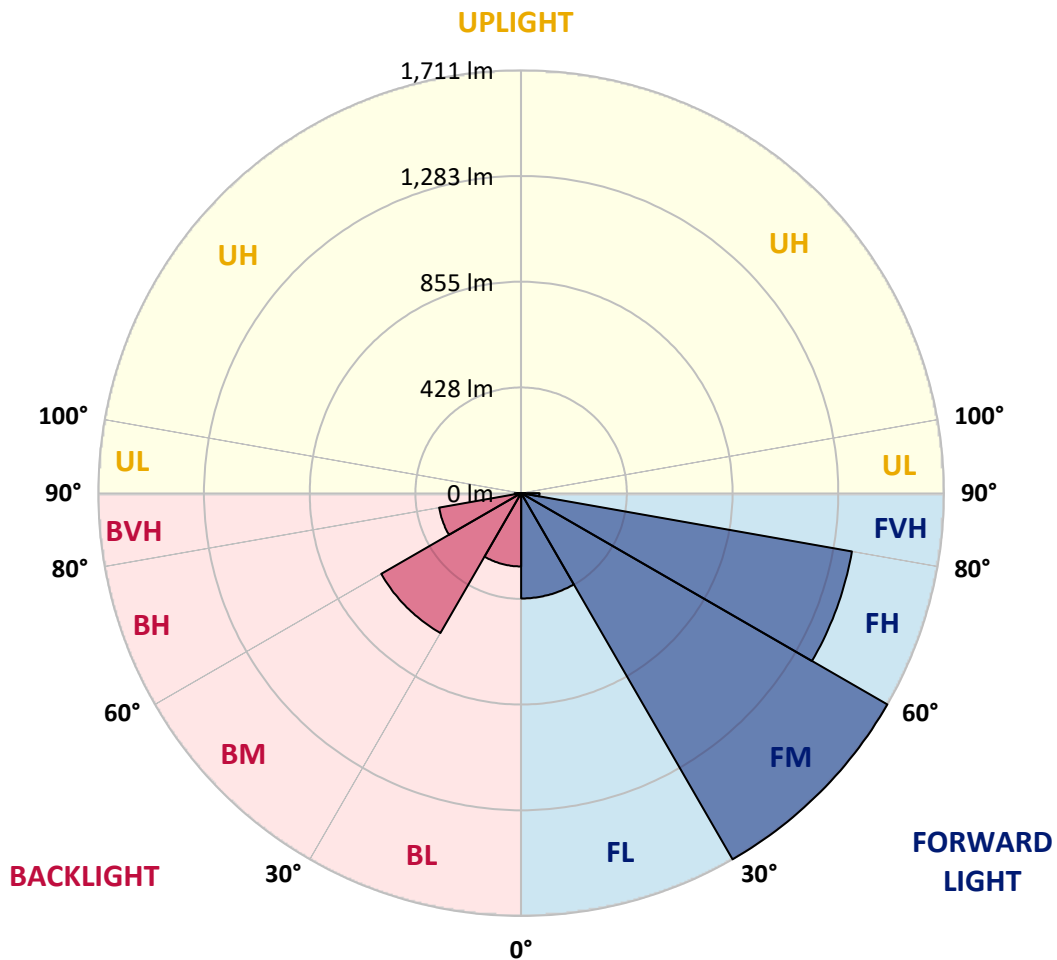
CATALOG NUMBER: MEM2-HTN-SA-40-740-U-T4W

LUMINAIRE CLASSIFICATION SYSTEM LUMEN TABLE AND BUG RATING:

Zone		Lumens	% Fixture	Zone Rating/Lumen Limit		
				B	U	G
FL	(0°-30°)	426.2	8.7			
FM	(30°-60°)	1710.5	35.0			
FH	(60°-80°)	1358.8	27.8			G1/1800
FVH	(80°-90°)	74.1	1.5			G1/100
BL	(0°-30°)	296.6	6.1	B1/500		
BM	(30°-60°)	653.6	13.4	B1/1000		
BH	(60°-80°)	337.1	6.9	B1/500		G1/500
BVH	(80°-90°)	26.4	0.5			G1/100
UL	(90°-100°)	0.0	0.0		U0/0	
UH	(100°-180°)	0.0	0.0		U0/0	

BUG Rating: B1-U0-G1

Type IV Short





REPORT NUMBER: P867694

CATALOG NUMBER: MEM2-HTN-SA-40-740-U-T4W

CANDELA DISTRIBUTION (FULL):

	0°	5°	15°	25°	35°	43°	45°	55°	65°	75°	85°
0°	815.2	815.2	815.2	815.2	815.2	815.2	815.2	815.2	815.2	815.2	815.2
2.5°	852.7	851.7	848.7	846.8	840.8	839.9	839.9	833.9	827.0	823.1	819.1
5°	891.2	886.3	884.3	880.4	870.5	864.6	866.5	855.7	841.8	832.0	821.1
7.5°	925.8	923.8	916.9	912.0	900.1	894.2	892.2	875.4	857.6	842.8	825.0
10°	967.3	962.4	958.4	948.5	932.7	923.8	920.9	899.1	876.4	856.7	832.9
12.5°	1004.9	998.9	994.0	984.1	968.3	953.5	949.5	924.8	896.2	869.5	839.9
15°	1033.5	1034.5	1029.6	1020.7	1002.9	985.1	982.1	949.5	914.9	882.3	846.8
17.5°	1060.2	1064.1	1061.2	1055.3	1037.5	1019.7	1016.7	980.2	938.7	897.2	854.7
20°	1085.9	1085.9	1084.9	1080.9	1068.1	1056.2	1050.3	1013.8	961.4	913.0	865.5
22.5°	1100.7	1104.7	1104.7	1104.7	1096.8	1086.9	1084.9	1049.3	992.0	932.7	875.4
25°	1123.4	1128.4	1128.4	1126.4	1119.5	1116.5	1113.5	1080.0	1021.7	955.5	886.3
27.5°	1171.8	1170.9	1163.0	1153.1	1143.2	1142.2	1138.3	1114.5	1056.2	980.2	901.1
30°	1239.0	1241.0	1231.1	1200.5	1177.8	1172.8	1173.8	1153.1	1096.8	1008.8	917.9
32.5°	1341.8	1341.8	1303.3	1263.7	1231.1	1218.3	1215.3	1197.5	1138.3	1040.4	936.7
35°	1418.9	1415.9	1394.2	1347.7	1307.2	1270.7	1265.7	1242.0	1184.7	1076.0	957.4
37.5°	1477.2	1483.1	1466.3	1430.7	1391.2	1328.0	1318.1	1284.5	1227.2	1110.6	978.2
40°	1589.8	1575.0	1534.5	1501.9	1454.4	1384.3	1375.4	1333.9	1270.7	1149.1	1003.9
42.5°	1671.8	1651.1	1604.6	1561.1	1501.9	1440.6	1432.7	1387.2	1321.0	1192.6	1030.6
45°	1789.4	1742.9	1678.7	1640.2	1556.2	1501.9	1492.0	1442.6	1373.4	1239.0	1064.1
47.5°	1903.0	1822.0	1753.8	1736.0	1615.5	1568.1	1560.2	1502.8	1429.7	1289.4	1096.8
50°	1888.2	1834.8	1812.1	1795.3	1666.9	1630.3	1622.4	1564.1	1487.0	1342.8	1129.4
52.5°	1850.6	1855.6	1856.6	1816.1	1715.3	1688.6	1680.7	1630.3	1546.3	1389.2	1161.0
55°	1890.2	1896.1	1895.1	1833.8	1771.6	1746.9	1742.0	1697.5	1603.6	1432.7	1183.7
57.5°	1950.4	1930.7	1927.7	1878.3	1831.9	1809.1	1803.2	1764.7	1652.0	1464.3	1201.5
60°	1961.3	1921.8	1934.6	1888.2	1877.3	1870.4	1868.4	1823.0	1697.5	1490.0	1208.4
62.5°	1839.8	1832.9	1883.3	1864.5	1901.0	1920.8	1921.8	1864.5	1722.2	1499.9	1201.5
65°	1632.3	1659.9	1768.6	1823.0	1936.6	1992.9	1990.9	1889.2	1719.2	1471.2	1159.0
67.5°	1382.3	1404.0	1557.2	1729.1	1928.7	2031.5	2030.5	1900.0	1667.9	1392.2	1063.2
70°	1048.3	1116.5	1333.9	1560.2	1822.0	1955.4	1972.2	1838.8	1550.3	1247.9	917.9
72.5°	797.4	808.2	1071.1	1308.2	1631.3	1774.6	1771.6	1643.2	1353.6	1051.3	764.8
75°	566.2	589.9	806.3	1013.8	1336.9	1495.9	1489.0	1347.7	1080.0	818.1	584.9
77.5°	421.9	430.8	589.9	751.9	999.9	1143.2	1140.2	996.0	794.4	600.7	435.7
80°	308.3	323.1	424.9	524.7	677.8	801.3	797.4	661.0	509.8	419.9	318.2
82.5°	172.9	183.8	247.0	317.2	357.7	396.2	379.4	317.2	232.2	180.8	156.1
85°	4.9	5.9	8.9	10.9	18.8	31.6	34.6	30.6	36.6	22.7	24.7
87.5°	2.0	2.0	2.0	2.0	2.0	3.0	3.0	3.0	3.0	3.0	3.0
90°	0.0	0.0	0.0	0.0	0.0	0.0	0.0	0.0	0.0	0.0	0.0



REPORT NUMBER: P867694

CATALOG NUMBER: MEM2-HTN-SA-40-740-U-T4W

CANDELA DISTRIBUTION (continued):

	90°	95°	105°	115°	125°	135°	145°	155°	165°	175°	180°
0°	815.2	815.2	815.2	815.2	815.2	815.2	815.2	815.2	815.2	815.2	815.2
2.5°	817.1	813.2	805.3	800.3	797.4	793.4	787.5	783.5	780.6	784.5	783.5
5°	816.1	808.2	794.4	784.5	774.6	766.7	757.8	750.9	747.0	749.0	748.0
7.5°	816.1	806.3	784.5	768.7	753.9	742.0	732.2	723.3	719.3	720.3	719.3
10°	820.1	806.3	777.6	754.9	735.1	721.3	710.4	702.5	699.5	702.5	703.5
12.5°	824.0	806.3	771.7	743.0	717.3	702.5	692.6	687.7	689.7	690.7	691.6
15°	826.0	805.3	765.7	729.2	700.5	684.7	678.8	677.8	682.8	687.7	688.7
17.5°	831.0	804.3	756.9	715.4	685.7	672.9	669.9	673.9	683.7	690.7	692.6
20°	836.9	806.3	747.0	698.6	670.9	661.0	666.0	674.8	686.7	696.6	698.6
22.5°	842.8	807.2	738.1	683.7	655.1	653.1	664.0	676.8	690.7	700.5	702.5
25°	849.7	807.2	726.2	665.0	639.3	642.2	659.0	675.8	688.7	701.5	703.5
27.5°	856.7	809.2	713.4	644.2	619.5	628.4	649.2	669.9	683.7	696.6	699.5
30°	868.5	813.2	702.5	626.4	599.8	611.6	636.3	660.0	674.8	688.7	691.6
32.5°	880.4	819.1	693.6	607.7	580.0	593.8	621.5	648.2	664.0	676.8	678.8
35°	896.2	827.0	686.7	588.9	560.2	571.1	600.7	630.4	648.2	658.1	663.0
37.5°	913.0	837.9	680.8	572.1	538.5	548.4	580.0	611.6	630.4	640.3	642.2
40°	933.7	852.7	676.8	556.3	517.7	525.7	557.3	591.9	609.6	616.6	620.5
42.5°	956.4	868.5	673.9	540.5	495.0	502.9	536.5	570.1	587.9	593.8	596.8
45°	985.1	889.3	671.9	523.7	476.2	483.2	516.8	550.4	565.2	573.1	576.0
47.5°	1011.8	910.0	666.0	503.9	455.5	465.4	496.0	525.7	542.4	547.4	550.4
50°	1038.5	927.8	654.1	482.2	436.7	445.6	473.3	495.0	507.9	513.8	515.8
52.5°	1064.1	940.6	635.3	459.4	417.0	422.9	445.6	466.4	475.3	477.2	483.2
55°	1080.9	947.6	608.6	432.8	397.2	399.2	416.0	434.7	439.7	440.7	440.7
57.5°	1092.8	943.6	577.0	406.1	377.4	377.4	387.3	402.1	404.1	405.1	407.1
60°	1094.8	929.8	536.5	381.4	355.7	352.7	362.6	371.5	372.5	374.5	376.5
62.5°	1080.0	899.1	493.0	357.7	335.0	328.0	336.9	345.8	350.8	353.7	355.7
65°	1034.5	836.9	443.6	334.0	315.2	303.3	314.2	329.0	338.9	339.9	339.9
67.5°	939.6	736.1	391.3	309.3	291.5	280.6	294.4	310.3	322.1	327.0	326.1
70°	796.4	624.5	342.9	283.6	267.8	260.8	275.7	293.5	303.3	307.3	309.3
72.5°	641.3	500.0	300.4	257.9	247.0	243.1	257.9	275.7	289.5	295.4	296.4
75°	499.0	393.2	264.8	231.2	222.3	223.3	239.1	256.9	271.7	274.7	265.8
77.5°	387.3	313.2	231.2	199.6	194.6	201.6	217.4	236.1	245.0	248.0	242.1
80°	279.6	240.1	186.7	157.1	157.1	168.0	181.8	203.5	206.5	202.6	204.5
82.5°	132.4	116.6	91.9	76.1	71.1	79.0	84.0	90.9	98.8	100.8	95.8
85°	17.8	11.9	8.9	9.9	8.9	5.9	4.0	4.0	4.0	3.0	3.0
87.5°	3.0	3.0	2.0	2.0	2.0	2.0	2.0	2.0	1.0	1.0	1.0
90°	0.0	0.0	0.0	0.0	0.0	0.0	0.0	0.0	0.0	0.0	0.0

LM-79-2019: Approved Method: Electrical and Photometric Measurements of Solid-
State Lighting Products

Report Prepared for

Cooper Lighting Solutions

Streetworks

Report Number: SP1-2407-157-5

Test Date: 08/07/2024

Luminaire Tested: MEM2-HTN-SA-40-740-U-5WQ-2

Data in this report applies to families of products including MEM2-HTN-SA-40-740-U-5WQ-2

Test Information

Test Method: LM-79-2019
 Report Number: SP1-2407-157-5
 Test Lab: COOPER LIGHTING SOLUTIONS
 Photometer: SP1 - 76IN SPHERE
 Measurement Geometry: 4π
 Issue Date: 08/20/2024
 Manufacturer: COOPER LIGHTING SOLUTIONS
 Product Line: Streetworks
 Catalog Number: **MEM2-HTN-SA-40-740-U-5WQ-2**
 Description: Epic Modern Light Square 40W 5WQ Optic and Flare Trim

Spectral Parameters

CCT (K): 3915
 CIE u': 0.2262
 CIE v': 0.5044
 Duv: 0.0010
 CIE x: 0.3850
 CIE y: 0.3816
 CIE z: 0.2334
 Peak Wavelength (nm): 449
 Dominant Wavelength (nm): 578
 Purity: 30.05482
 R_f: 73.2
 R_g: 93.9

CRI (Ra):	71.0		
R1:	67.6	R9:	-38.4
R2:	78.3	R10:	48.9
R3:	87.1	R11:	65.3
R4:	69.7	R12:	40.4
R5:	67.4	R13:	69.3
R6:	69.3	R14:	92.6
R7:	79.7	R15:	59.9
R8:	48.7		



Test Conditions

Stabilization Time: 21M
 Operation Time: 1H 21M
 Sphere Temperature (°C): 24.2

REPORT NUMBER: SP1-2407-157-5

Measurement and Test Equipment			
Instrument	Identification Number	Calibration Date	Calibration Due Date
Photometer	IN0058	6/18/2024	12/18/2024
Power Meter	INXT2011004	2/8/2024	2/8/2025
AC Power Source	IN0063	10/24/2023	10/24/2024
DC Power Source	IN0208	10/24/2023	10/24/2024
Sphere Thermometer	IN0085	10/24/2023	10/24/2024
Room Thermometer	IN0046	10/24/2023	10/24/2024

REPORT NUMBER: SP1-2407-157-5

CIE 1931 Chromaticity Diagram



CIE 1931 Chromaticity Diagram with 2017 ANSI 7-Step and 4-Step Quadrangles



CCT = 3915K
 CIE x = 0.3850
 CIE y = 0.3816
 Duv = 0.0010

Point lies inside the ANSI 4000K 4-step quadrangle

REPORT NUMBER: SP1-2407-157-5

Photopic Flux vs. Wavelength



Photopic Lumens: NR

λ (nm)	Power W [^] /nm	Lumens (φ/nm)	λ (nm)	Power W [^] /nm	Lumens (φ/nm)	λ (nm)	Power W [^] /nm	Lumens (φ/nm)	λ (nm)	Power W [^] /nm	Lumens (φ/nm)	λ (nm)	Power W [^] /nm	Lumens (φ/nm)
360	0	NR	490	112	NR	620	618	NR	750	15	NR	880	0	NR
365	0	NR	495	153	NR	625	563	NR	755	13	NR	885	0	NR
370	0	NR	500	216	NR	630	510	NR	760	11	NR	890	0	NR
375	0	NR	505	291	NR	635	456	NR	765	9	NR	895	0	NR
380	0	NR	510	366	NR	640	407	NR	770	8	NR	900	0	NR
385	0	NR	515	436	NR	645	359	NR	775	7	NR	905	0	NR
390	0	NR	520	492	NR	650	316	NR	780	6	NR	910	0	NR
395	2	NR	525	536	NR	655	277	NR	785	5	NR	915	0	NR
400	4	NR	530	567	NR	660	240	NR	790	4	NR	920	0	NR
405	7	NR	535	596	NR	665	208	NR	795	4	NR	925	0	NR
410	12	NR	540	619	NR	670	179	NR	800	3	NR	930	0	NR
415	25	NR	545	644	NR	675	154	NR	805	3	NR	935	0	NR
420	51	NR	550	671	NR	680	133	NR	810	3	NR	940	0	NR
425	100	NR	555	701	NR	685	114	NR	815	2	NR	945	0	NR
430	180	NR	560	735	NR	690	98	NR	820	2	NR	950	0	NR
435	315	NR	565	768	NR	695	83	NR	825	2	NR	955	0	NR
440	514	NR	570	798	NR	700	71	NR	830	1	NR	960	0	NR
445	828	NR	575	825	NR	705	61	NR	835	1	NR	965	0	NR
450	992	NR	580	843	NR	710	52	NR	840	1	NR	970	0	NR
455	652	NR	585	848	NR	715	44	NR	845	1	NR	975	0	NR
460	382	NR	590	844	NR	720	38	NR	850	1	NR	980	0	NR
465	282	NR	595	826	NR	725	32	NR	855	1	NR	985	0	NR
470	180	NR	600	800	NR	730	28	NR	860	1	NR	990	0	NR
475	119	NR	605	762	NR	735	24	NR	865	1	NR	995	0	NR
480	101	NR	610	719	NR	740	20	NR	870	1	NR	1000	0	NR
485	98	NR	615	669	NR	745	17	NR	875	0	NR			

REPORT NUMBER: SP1-2407-157-5

Scotopic Flux vs. Wavelength



Scotopic Lumens: NR

S/P: 1.49

λ (nm)	Power W [^] /nm	Lumens (ϕ /nm)	λ (nm)	Power W [^] /nm	Lumens (ϕ /nm)	λ (nm)	Power W [^] /nm	Lumens (ϕ /nm)	λ (nm)	Power W [^] /nm	Lumens (ϕ /nm)	λ (nm)	Power W [^] /nm	Lumens (ϕ /nm)
360	0	NR	490	112	NR	620	618	NR	750	15	NR	880	0	NR
365	0	NR	495	153	NR	625	563	NR	755	13	NR	885	0	NR
370	0	NR	500	216	NR	630	510	NR	760	11	NR	890	0	NR
375	0	NR	505	291	NR	635	456	NR	765	9	NR	895	0	NR
380	0	NR	510	366	NR	640	407	NR	770	8	NR	900	0	NR
385	0	NR	515	436	NR	645	359	NR	775	7	NR	905	0	NR
390	0	NR	520	492	NR	650	316	NR	780	6	NR	910	0	NR
395	2	NR	525	536	NR	655	277	NR	785	5	NR	915	0	NR
400	4	NR	530	567	NR	660	240	NR	790	4	NR	920	0	NR
405	7	NR	535	596	NR	665	208	NR	795	4	NR	925	0	NR
410	12	NR	540	619	NR	670	179	NR	800	3	NR	930	0	NR
415	25	NR	545	644	NR	675	154	NR	805	3	NR	935	0	NR
420	51	NR	550	671	NR	680	133	NR	810	3	NR	940	0	NR
425	100	NR	555	701	NR	685	114	NR	815	2	NR	945	0	NR
430	180	NR	560	735	NR	690	98	NR	820	2	NR	950	0	NR
435	315	NR	565	768	NR	695	83	NR	825	2	NR	955	0	NR
440	514	NR	570	798	NR	700	71	NR	830	1	NR	960	0	NR
445	828	NR	575	825	NR	705	61	NR	835	1	NR	965	0	NR
450	992	NR	580	843	NR	710	52	NR	840	1	NR	970	0	NR
455	652	NR	585	848	NR	715	44	NR	845	1	NR	975	0	NR
460	382	NR	590	844	NR	720	38	NR	850	1	NR	980	0	NR
465	282	NR	595	826	NR	725	32	NR	855	1	NR	985	0	NR
470	180	NR	600	800	NR	730	28	NR	860	1	NR	990	0	NR
475	119	NR	605	762	NR	735	24	NR	865	1	NR	995	0	NR
480	101	NR	610	719	NR	740	20	NR	870	1	NR	1000	0	NR
485	98	NR	615	669	NR	745	17	NR	875	0	NR			

REPORT NUMBER: SP1-2407-157-5

Melanopic Flux vs. Wavelength



Melanopic Lumens: NR

M/P: 2.88

λ (nm)	Power W [^] /nm	Lumens (φ/nm)	λ (nm)	Power W [^] /nm	Lumens (φ/nm)	λ (nm)	Power W [^] /nm	Lumens (φ/nm)	λ (nm)	Power W [^] /nm	Lumens (φ/nm)	λ (nm)	Power W [^] /nm	Lumens (φ/nm)
360	0	NR	490	112	NR	620	618	NR	750	15	NR	880	0	NR
365	0	NR	495	153	NR	625	563	NR	755	13	NR	885	0	NR
370	0	NR	500	216	NR	630	510	NR	760	11	NR	890	0	NR
375	0	NR	505	291	NR	635	456	NR	765	9	NR	895	0	NR
380	0	NR	510	366	NR	640	407	NR	770	8	NR	900	0	NR
385	0	NR	515	436	NR	645	359	NR	775	7	NR	905	0	NR
390	0	NR	520	492	NR	650	316	NR	780	6	NR	910	0	NR
395	2	NR	525	536	NR	655	277	NR	785	5	NR	915	0	NR
400	4	NR	530	567	NR	660	240	NR	790	4	NR	920	0	NR
405	7	NR	535	596	NR	665	208	NR	795	4	NR	925	0	NR
410	12	NR	540	619	NR	670	179	NR	800	3	NR	930	0	NR
415	25	NR	545	644	NR	675	154	NR	805	3	NR	935	0	NR
420	51	NR	550	671	NR	680	133	NR	810	3	NR	940	0	NR
425	100	NR	555	701	NR	685	114	NR	815	2	NR	945	0	NR
430	180	NR	560	735	NR	690	98	NR	820	2	NR	950	0	NR
435	315	NR	565	768	NR	695	83	NR	825	2	NR	955	0	NR
440	514	NR	570	798	NR	700	71	NR	830	1	NR	960	0	NR
445	828	NR	575	825	NR	705	61	NR	835	1	NR	965	0	NR
450	992	NR	580	843	NR	710	52	NR	840	1	NR	970	0	NR
455	652	NR	585	848	NR	715	44	NR	845	1	NR	975	0	NR
460	382	NR	590	844	NR	720	38	NR	850	1	NR	980	0	NR
465	282	NR	595	826	NR	725	32	NR	855	1	NR	985	0	NR
470	180	NR	600	800	NR	730	28	NR	860	1	NR	990	0	NR
475	119	NR	605	762	NR	735	24	NR	865	1	NR	995	0	NR
480	101	NR	610	719	NR	740	20	NR	870	1	NR	1000	0	NR
485	98	NR	615	669	NR	745	17	NR	875	0	NR			

Summary

$R_f = 73.2$
 $R_g = 93.9$
 $CIE R_a = 71.0$
 $R_g = -38.4$



Color Vector Graphics



Individual Sample Fidelity Index ($R_{f,i}$)

CES01 = 85	CES26 = 61	CES51 = 88	CES76 = 50
CES02 = 61	CES27 = 88	CES52 = 87	CES77 = 69
CES03 = 30	CES28 = 81	CES53 = 77	CES78 = 53
CES04 = 70	CES29 = 65	CES54 = 84	CES79 = 81
CES05 = 47	CES30 = 81	CES55 = 83	CES80 = 78
CES06 = 50	CES31 = 69	CES56 = 73	CES81 = 77
CES07 = 40	CES32 = 60	CES57 = 72	CES82 = 91
CES08 = 39	CES33 = 76	CES58 = 73	CES83 = 89
CES09 = 29	CES34 = 70	CES59 = 85	CES84 = 86
CES10 = 74	CES35 = 83	CES60 = 89	CES85 = 77
CES11 = 57	CES36 = 91	CES61 = 81	CES86 = 71
CES12 = 63	CES37 = 79	CES62 = 85	CES87 = 76
CES13 = 42	CES38 = 92	CES63 = 72	CES88 = 80
CES14 = 74	CES39 = 96	CES64 = 64	CES89 = 70
CES15 = 71	CES40 = 91	CES65 = 61	CES90 = 79
CES16 = 46	CES41 = 93	CES66 = 57	CES91 = 74
CES17 = 49	CES42 = 80	CES67 = 54	CES92 = 57
CES18 = 56	CES43 = 76	CES68 = 63	CES93 = 74
CES19 = 72	CES44 = 99	CES69 = 73	CES94 = 51
CES20 = 65	CES45 = 85	CES70 = 55	CES95 = 65
CES21 = 86	CES46 = 82	CES71 = 48	CES96 = 76
CES22 = 78	CES47 = 86	CES72 = 83	CES97 = 84
CES23 = 92	CES48 = 77	CES73 = 45	CES98 = 75
CES24 = 91	CES49 = 80	CES74 = 93	CES99 = 62
CES25 = 72	CES50 = 88	CES75 = 51	



Color Rendition by Hue-Angle Bin



Measure Comparisons



(END OF REPORT)